

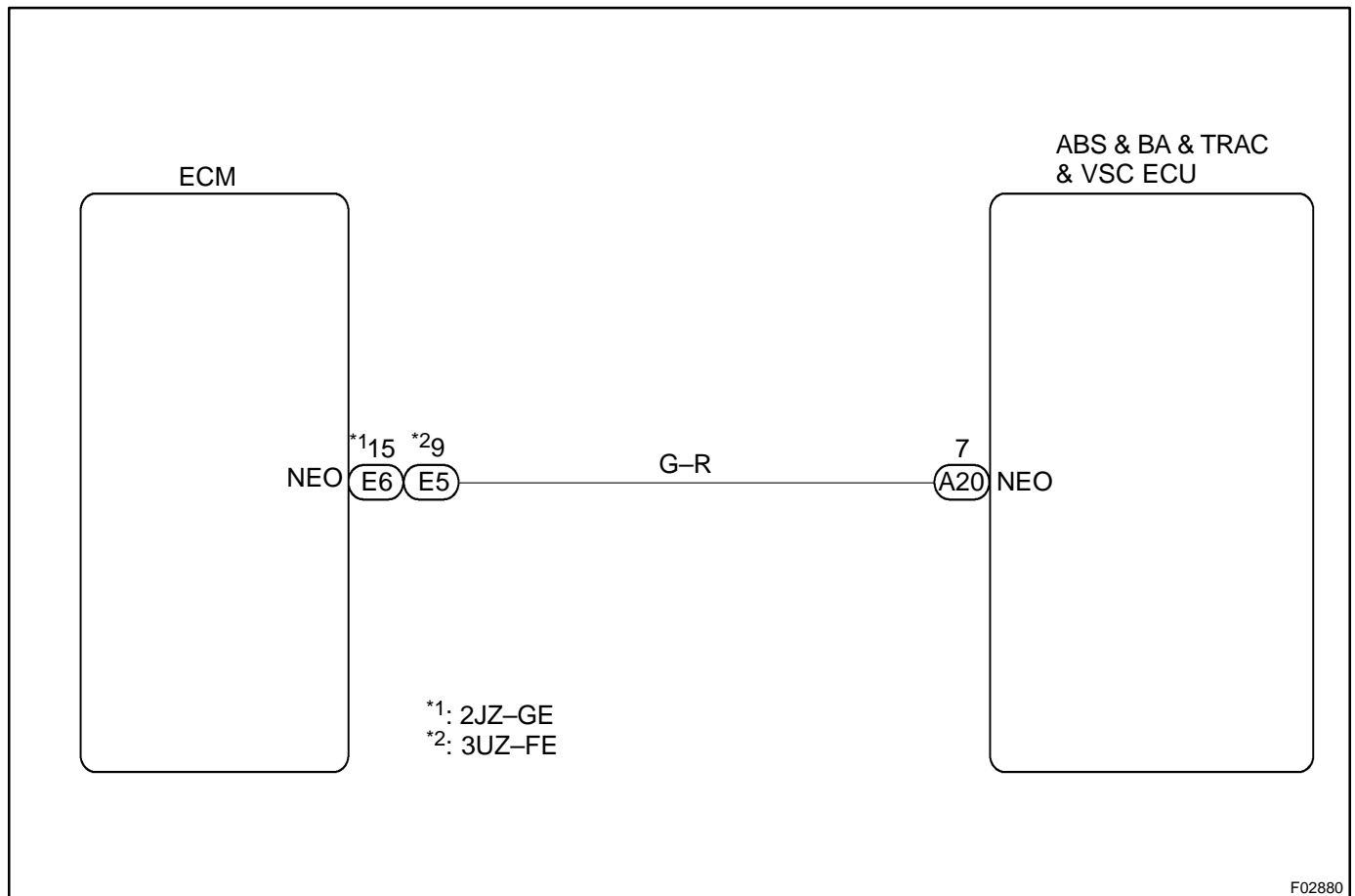
DTC	C1224 / 44	NE Signal Circuit
------------	-------------------	--------------------------

CIRCUIT DESCRIPTION

The ABS & BA & TRAC & VSC ECU receives engine revolution speed signals (NE signals) from the ECM.

DTC No.	DTC Detecting Condition	Trouble Area
C1224 / 44	When any of the following 1. through 2. is detected: 1. At vehicle speed of 30 km/h (19 mph) or more, and when data received from the ECM is in normal condition, and open or short circuit for engine revolution signal circuit continues for 10 sec. or more. 2. While TRAC is operating, the conditions that open or short circuit in engine revolution signal circuit is detected, main throttle opening degree is 0 and IDL switch is OFF continue for 0.24 sec. or more.	<ul style="list-style-type: none"> • NEO circuit • ECM • ABS & BA & TRAC & VSC ECU

WIRING DIAGRAM



INSPECTION PROCEDURE

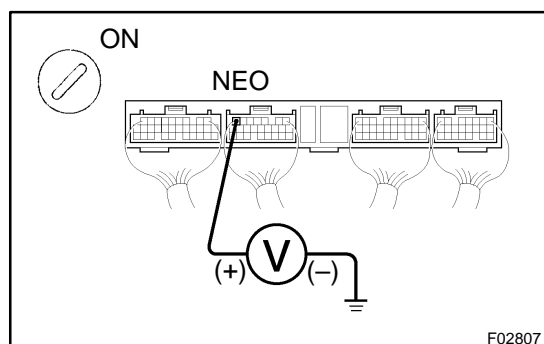
1	Check for open and short circuit in harness and connector between terminal NEO of ABS & BA & TRAC & VSC ECU and terminal NEO of ECM (See page IN-32).
---	---

NG

Repair or replace harness and connector.

OK

2	Check voltage between terminal NEO of ABS & BA & TRAC & VSC ECU and body ground.
---	--



PREPARATION:

- Remove the ABS & BA & TRAC & VSC ECU with connectors still connected.
- Turn the ignition switch ON.

CHECK:

Measure voltage between terminal NEO of ABS & BA & TRAC & VSC ECU and body ground for the engine conditions below.

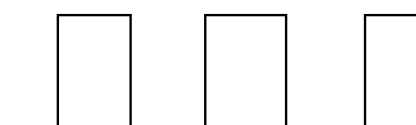
OK:

Engine condition	Voltage
OFF (IG ON)	3 – 6 V or below 1 V
ON (Idling)	3 – 6 V ↔ below 1 V (Pulse)

(Reference)

3 – 6 V

Below 1 V



NG

Check and replace ABS & BA & TRAC & VSC ECU or ECM.

OK

If the same codes is still output after the DTC is deleted, check the contact condition of each connection.